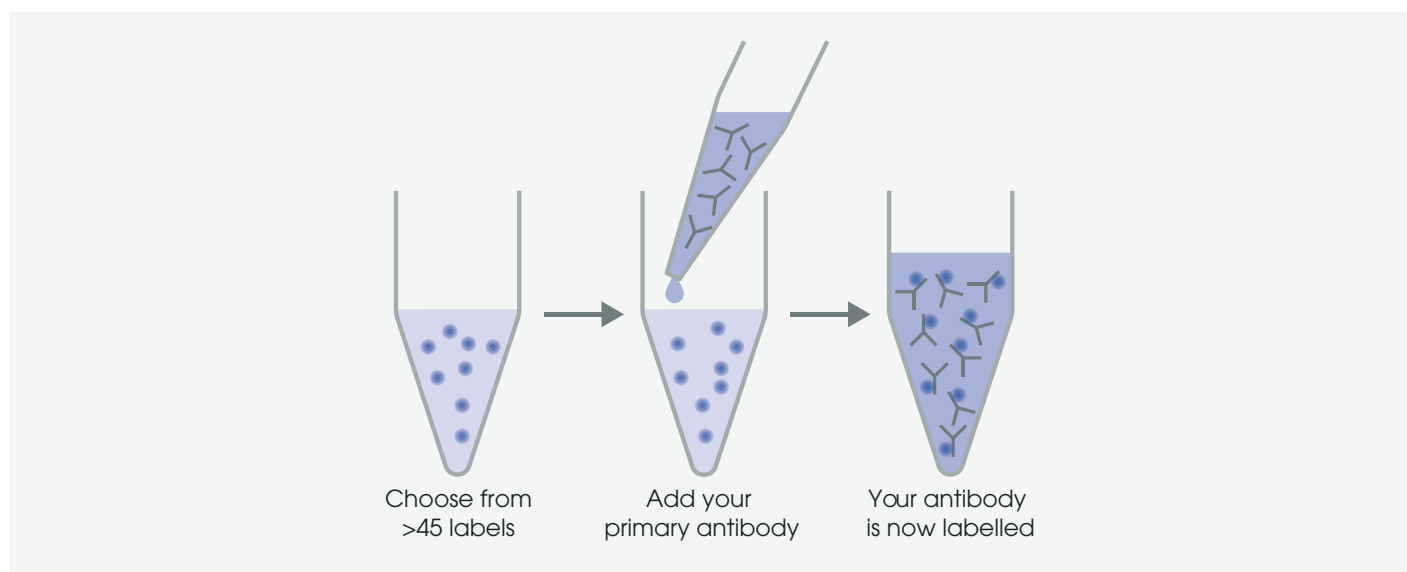


Reproducible conjugation with quick & easy-to-use kits

Label your antibody with only 30 seconds hands-on time

Simply pipette your antibody of choice into the vial of lyophilized mixture containing the label of interest. Your conjugated antibody is ready to use in just 20 minutes (Lightning-Link® Fast range) or 3.5 hours (Lightning-Link® range).



Benefits of Lightning-Link® antibody labeling technology

- **Simple & Consistent:** Conjugate your antibody in three simple steps without antibody loss
- **Quick & Easy:** Our conjugation kits only require 30 seconds of hands-on time
- **Choice & Flexibility:** Choose from over 45 labels
- **Scalable & Efficient:** With kits that work with 10µg to 100mg of antibody, achieve consistent conjugation whatever the scale of your experiment

















































































Popular Lightning-link® labels

Labels	Product code
HRP	ab102890
Alkaline Phosphatase	ab102850
Alkaline Phosphatase (animal free)	ab269901
Glucose Oxidase	ab102892
Biotin (type A for detection)	ab201795
Biotin (type B for capture)	ab201896
Streptavidin	ab102921

Visit [abcam.com/kits/antibody-conjugation-kits](https://www.abcam.com/kits/antibody-conjugation-kits) to see our full range including nanoparticles such as Gold, Latex, Europium and Magnetic beads and oligonucleotide conjugation kits

Lightning-Link® Antibody Labeling Kits

Our full range of fluorescent labels

Fluorescent label	Maximum absorbance (nm)	Excitation colour	Suggested excitation laser (nm)	Maximum emission (nm)	Emission colour
AMCA**	352		355	452	
DyLight® 350**	354		355	432	
Atto 390**	388		405	468	
DyLight® 405**	402		405	428	
PerCP	484		488	678	
PerCP/Cy5.5	484		488	692	
DyLight® 488**	496		488	524	
Alexa Fluor® 488**	496		488	524	
Fluorescein***	498		488	532	
R-Phycoerythrin	498, 544, 566†		488, 532, 561	580	
PE/Texas Red®	498, 544, 566†		488, 532, 561	618	
PE/Atto594	498, 544, 566†		488, 532, 561	632	
PE/Cy5	498, 544, 566†		488, 532, 561	672	
PE/Cy5.5	498, 544, 566†		488, 532, 561	700	
PE/Cy7	498, 544, 566†		488, 532, 561	782	
Atto488**	504		488	530	
B-Phycoerythrin	546		561	580	
Cyanine Dye 3**	552		561	576	
Rhodamine**	555		561	588	
Alexa Fluor® 555**	552		532	570	
DyLight® 550**	556		561	584	
Atto 565**	570		561	598	
Alexa Fluor® 568**	580		532	604	
Alexa Fluor® 594**	592		532	620	
DyLight® 594**	594		561*	629	
Texas Red®	596		561*	616	
DyLight® 633**	628		633, 635, 640	660	
Atto 633**	634		633, 635, 640	660	
FluoProbes647H**	650		633, 635, 640	684	
Cyanine Dye 5**	652		633, 635, 640	678	
Allophycocyanin	652		633, 635, 640	666	
APC/Cy5.5	652		633, 635, 640	700	
APC/Cy7	652		633, 635, 640	790	
Alexa Fluor® 647**	652		640	672	
DyLight® 650**	656		633, 635, 640	686	
Cyanine Dye 5.5**	680		640*	705	
DyLight® 680**	686		640*	716	
Alexa Fluor® 700**	695		640*	720	
DyLight® 755**	756		640*	794	
DyLight® 800	776		640*	798	

† R-PE has three maxima, and all can be used. The optimal will depend on the application. * This laser line is some distance from the Maximum Absorbance, so performance will be compromised if this dye is used with the suggested laser line. ** Lightning-Link® Fast kit. *** Both Fast and standard Lightning-Link® kits.

Visit [abcam.com/kits/antibody-conjugation-kits](https://www.abcam.com/kits/antibody-conjugation-kits) to see our full range including nanoparticles such as Gold, Latex, Europium and Magnetic beads and oligonucleotide conjugation kits