


Conference Centre Coach Route Information

Welcome to Hinxton Hall Conference Centre. Please ensure your designated coach driver reads the following information ahead of their arrival to campus to ensure they are able to follow and manoeuvre your vehicle in line with the access route and restrictions.

Route – the route through campus down to the conference centre is a single lane narrowing in places and with speed bumps at regular intervals. Please note that coaches are required to perform a very tight three-point turn at the roundabout marked by red rectangles below – this area will be lit with spotlights at night for your convenience. We would advise the drivers start by driving forward to the red rectangle position, reversing as per the orange then driving forward as per the pink rectangle. This is a very narrow area with low fencing protecting the footpaths and grassed areas and will require an experienced driver to manoeuvre. **Please do not drive on the grass.**

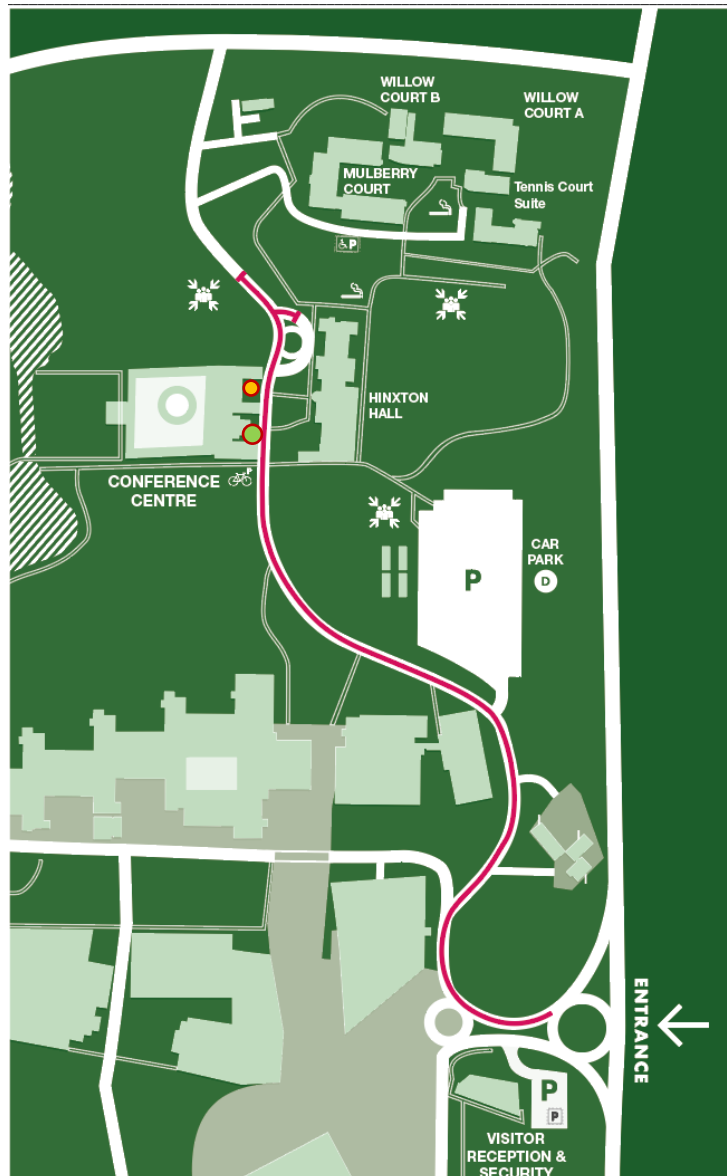
Drop off / Pick up - When arriving at the Conference Centre please drop off and pick up your passengers at the point on the photo below marked by a green rectangle. Please do not park on or over the zebra crossings or directly outside the Conference Centre main entrance (marked by the red circle below). Please do not turn the coach round and then park on the other side of the road as this damages our grass.







Images of the turning area for guidance only. Please note these images make the area appear wider than it actually is.



Campus Site Map



Key	
	Coach route
	Coach route end
	Drop off/pick up point
	Conference Centre Entrance & Reception